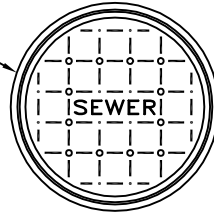


MANHOLE COVER PLAN VIEW

STANDARD MANHOLE COVER LABELED "SEWER"
WITHOUT VENT HOLES.
MINIMUM COVER WEIGHT = 120#
MINIMUM FRAME WEIGHT = 155#



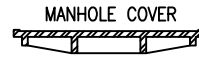
FINISH GRADE NEW ASPHALT WHERE REQ'D.
(NO CONCRETE COLLAR)

12" MAXIMUM HEIGHT OF RINGS

PRE-CAST 4" CONCRETE RING(S) AS
REQUIRED

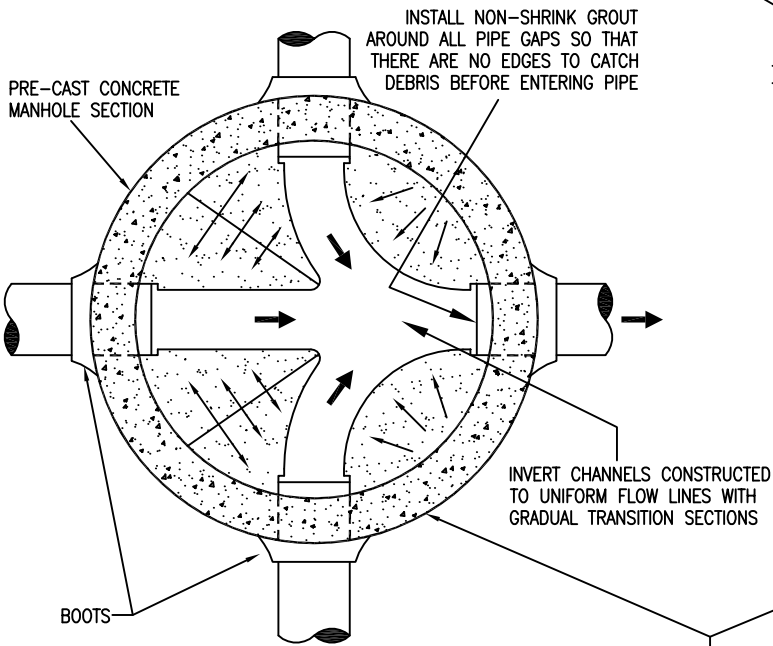
PRE-CAST ECCENTRIC CONCRETE CONE

PRE-CAST CONCRETE RISER

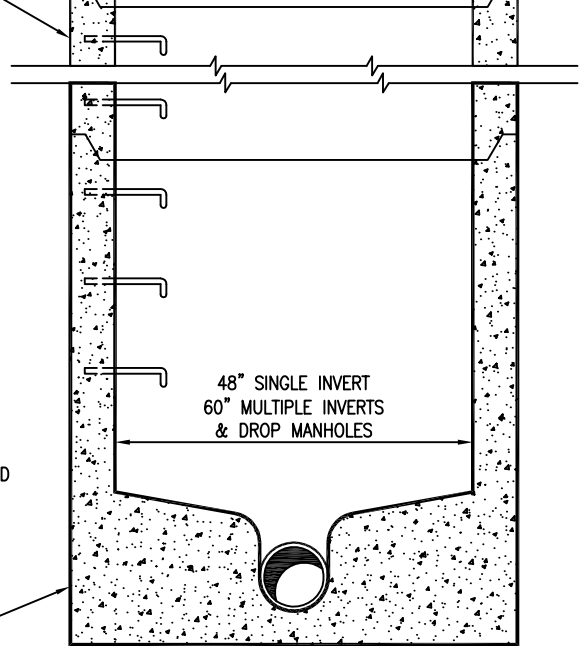


30" OPENING

CRUSHED
GRAVEL



MULTIPLE INVERTS PLAN VIEW



VERTICAL SECTION

PRE-CAST CONCRETE BASE
ON COMPACTED EARTH